

THANK YOU FOR YOUR PURCHASE!



Did you know that when you leave feedback on TPT you earn credits towards future purchases?

★★★★★ Extremely satisfied

I truly appreciate your feedback to help my little store grow.

LET'S BE FRIENDS

Access my
Freebie
Library



Stay updated on new product announcements (they are 50% off for the first 24 hrs posted!) by following me on TPT, checking out my website, and subscribing to my newsletter.



If you have any questions or concerns please email me at:
heartandmindteaching@gmail.com

♥
Ashley

GOOGLE SLIDES

Your resource comes with a digital version for use in Google Slides via Google Classroom. Follow these steps to upload your resource.

1 Click here  [Danger Rangers](#)

2 You will be prompted to make a copy of the resource. Click on the blue box that says “Make a copy” and the resource will go directly into your Google drive.

Google Drive

Copy document

Would you like to make a copy of Career Interest Inventory?

Make a copy



3 Go to your Google Drive and locate the copy of the file. You can rename the file at this point or add/delete slides.

4 Next, go to your Google Classroom and add an assignment. Select the Google Drive Symbol and select the resource you want to assign.

5 From here, you should see a grey box that says “Students can view file.” Click the grey box. A dropdown menu should appear. Select, “Make a copy for each student.”

YOU HAVE TO MAKE A COPY FOR EACH STUDENT!

Otherwise they will all be editing the same file.

Click “Assign” in the top right corner if you’re ready to post!

This product is meant to be used in “edit” mode (not “presentation” mode). Edit mode is the only mode that allows drag & drop and writing in text boxes.

Helpful links for using Google Classroom:

[Teacher Tips for using Google Classroom \(TPT blog\)](#)

[Getting Started with Google Classroom \(youtube video\)](#)

Child Abuse Prevention Danger Rangers!

Session Objective:

*Students will identify ways to stay safe.

Materials:

*PowerPoint, handouts, scissors, pencils, wood craft sticks and/or straws.

Guiding Questions:

- *What are safe and unsafe secrets?
- *What are safe and unsafe touch?
- *Who is a safe adult you can talk to?
- *What are your rights as a child?
- *What should you do if you feel unsafe?

Session Details

- *Prepare the Safe and Unsafe signs in advance. Have one of each sign per student. Cut out the wooden sign and glue or staple a stiff straw or wood craft stick to the bottom like a handle. For beginning readers it may help to print the unsafe signs on red paper and the safe signs on green paper.
- *Show the PowerPoint and discuss each slide. When you get to the slide explaining the signs, pass them out (each student should get one safe and one unsafe sign). Explain to students that you will be going through some scenarios and they will hold up the sign that they think that scenario is showing either safe or unsafe behavior. For beginning readers, explain that the unsafe sign is red and has an X and the safe sign is green and has a check mark. Once you finish the PowerPoint, have students continue to practice recognizing safe and unsafe behaviors with the discussion cards and handouts. Then, have students complete the writing craft activity to display on a bulletin board or in the classroom.

Glue the toppers to the top of the page like this:

ASCA Standards Alignment:

- *Mindset: Sense of acceptance, respect, support and inclusion for self and others in the school environment. (M 2)
- *Behavior: Self-Management Skills: Responsibility for self and actions (B-SMS 1)
- *Behavior: Self-Management Skills: Personal Safety Skills (B-SMS 9)
- *Behavior: Social Skills: Advocacy skills for self and others and ability to assert self, when necessary. (B-SS 8)

SEL Competencies:

- *Social Awareness: Respect for others, perspective-taking.
- *Relationship Skills: Communication.
- *Responsible Decision-Making: Identifying problems, analyzing situations, solving problems, evaluating.



Safe Secrets

**Are fun, temporary,
and eventually
shared.**

**They usually
make
people
happy.**



Examples of Safe Secrets



Planning to do something nice for someone.



Where a person is hiding in a hide and seek game.



A Surprise Party.



Friendship secrets like who your crush is or inside jokes.



A gift you or someone is planning to give.

Unsafe Secrets

Make you feel scared, uncomfortable, or confused. They often involve someone getting hurt or doing something wrong.



Examples of Unsafe Secrets



Someone touches them inappropriately and asks them to keep it a secret.



Someone is doing something dangerous, like playing with fire or taking drugs, and asks them not to tell anyone.



Someone is being bullied and the bully tells them not to tell anyone.




Someone threatens them or someone else and tells them to keep it a secret.



Someone is being hurt, harmed, or neglected, and they are asked to keep it a secret.

Safe Touch

**Touches that
make a someone
feel safe,
cared for,
and
comfortable.**



Safe Touch Examples



Hugs




High Fives



A parent or guardian helping you to get clean.



Handshake



A doctor checking you for health reasons.



Holding hands

Unsafe Touch

Touches that make someone feel uncomfortable, scared, or confused. This includes any touch that is inappropriate, unwanted, or harmful.



Unsafe Touch Examples



Kicking



Punching




Pushing



Someone not respecting your body boundaries.



Asking to see or sending a picture of private parts.




Someone touching your private parts (swim suit areas).

Private Parts

**Parts of the body covered
by a swimsuit.**

No one should touch your private parts except to keep them clean and healthy, such as during a bath given by a parent or guardian (this should decrease as you get older and can keep clean yourself) or a doctor's examination with a parent present.



Who are Safe Adults?

Trusted adults are people you can talk to if you ever feel uncomfortable or if someone touches you in a way that feels wrong. This could include parents, teachers, school counselors, social workers, police, or family friends.



**Parents, guardians,
and other trusted
family members.**

Teachers


**Police
Officers**

**School Counselors
or other school
staff members.**

Stranger Danger




A stranger is anyone you don't know well, even if you have seen the person before or they seem friendly looking.

Not all strangers are dangerous, but we have to assume they are until a safe adult tells us otherwise to stay safe.




Stranger Danger

Which of these people are strangers?




Stranger Danger

Which of these people are strangers?



ALL OF THEM ARE STRANGERS



BECAUSE YOU DO NOT KNOW THEM.



Danger Ranger Kid Rights

- You have the right to good nutrition, a safe place to live, health care, education, protection, and care.**
- You have the right to say NO if someone makes you uncomfortable or asks you to touch a private area, even if that someone is a kid, adult, friend, or family member. Your body belongs to you!**
- You have the right to keep yourself safe and tell a trusted adult if you don't feel safe.**
- You have the right to keep telling until someone listens and takes action.**



Use the “NO, GO, TELL” Rule:

No: Teach children to say “No” loudly and firmly if someone tries to touch them in an unsafe way.

Go: Encourage them to get away from the situation as quickly as possible.

Tell: Make sure they understand the importance of telling a trusted adult immediately about what happened.







Discussion Cards

Lucas' doctor checks him to make sure he is growing appropriately. His mom is in the room with him the whole time.



Safe or Unsafe?

Jasmine's neighbor asks her to keep a secret and not tell her parents.



Safe or Unsafe?

Your coach pats you on the back when you score a goal in soccer.



Safe or Unsafe?

Penelope's babysitter tells her she can't have dinner because she was naughty.



Safe or Unsafe?

Kai's older cousin wants to play a game involving removing their clothes.



Safe or Unsafe?

Your friend at school hits you when the teacher isn't looking.



Safe or Unsafe?

Discussion Cards

Your neighbor asks you to come over to their house alone.



Safe or Unsafe?

Jaxon's mom tells him he can't have dessert if he doesn't eat his vegetables.



Safe or Unsafe?

Xavier's uncle takes pictures of him when he is in his underwear.



Safe or Unsafe?

Your cousin punches you when you are playing because he lost the game.



Safe or Unsafe?

Jeffery's dad bathes his little brother and makes sure to wash his private parts.



Safe or Unsafe?

Stephanie's friend asks her to play a secret game that nobody else is allowed to know about.



Safe or Unsafe?

Discussion Cards

Aria's coach makes her feel uncomfortable by touching her back under her shirt during practice.



Safe or Unsafe?

Your coach gives you a ride home because your mom asked him to, and your mom told you about it.



Safe or Unsafe?

Penelope's uncle hits her when he is angry.



Safe or Unsafe?

Your older cousin tries to get you to look at inappropriate pictures online.



Safe or Unsafe?

Jasmine's neighbor offers to drive her home from school without telling her parents.



Safe or Unsafe?

Your babysitter gives you a goodnight hug after reading a bedtime story.



Safe or Unsafe?

Discussion Cards

Jasmine's neighbor offers to drive her home from school without telling her parents.



Safe or Unsafe?

Your best friend, Emily, tells you about being hit by her parents and asks for help.



Safe or Unsafe?

Your online friend asks for your home address to send you a gift.



Safe or Unsafe?

Xavier's mom takes away his video games as a punishment for bad behavior.



Safe or Unsafe?

Your coach asks you to change clothes in the locker room while he watches to make sure you are quick.



Safe or Unsafe?

Leilani's teacher asks the class to respect each other's personal space and to ask for permission before touching anyone.



Safe or Unsafe?

Danger Ranger

Safety Practice

Color in your answer for each scenario.

Isaiah gets a friend request from someone he does not know on his gaming app.



Your classmate shares a link to a website with inappropriate content.



Your teacher asks if it is okay to hug you after you win a class competition.



Your friend tells you that hugging is a way to show love, even if you feel uncomfortable.



Danger Ranger

Safety Practice

Color in your answer for each scenario.

Elena's friend's dad asks her to sit on his lap when she visits their house.



Gabby's doctor asks if it is okay to examine her tummy while her mom is in the room.



Stephanie's older cousin makes fun of her weight and calls her names



Your friend tells you to download an app that your parents don't know about or don't let you normally use.



Danger Ranger

Safety Practice

Color in your answer for each scenario.

Mark is not sure if something is safe or not so he asks his mom about it.



Your friend's older brother wants you to play a game that involves keeping secrets from adults.



Mason's friend shares inappropriate videos on his phone and wants Mason to watch.



Daniel's older brother forces him to play a rough game even when he says no.



Danger Ranger

Safety Practice

Color in your answer for each scenario.

Lucas's friend tells him a secret about being touched inappropriately by an adult and asks him not to tell anyone.



Your cousin punches you when you are playing because he lost the game.



Your neighbor offers you candy if you will come inside their house.



Jeffery receives a message from someone he doesn't know, asking him to meet up at the park.








**I will be a
DANGER RANGER by:**

Handwriting practice lines consisting of solid top and bottom lines with a dashed midline for letter height guidance. There are four sets of these lines.


**I will be a
DANGER RANGER by:**

I know my Kid Rights!

I pledge to
keep myself
and others
safe by being
a Danger
Ranger!



Sign
here: _____



BLACK AND WHITE VERSION

**Perfect to use as
coloring sheets!**

Child Abuse Prevention Danger Rangers!

Session Objective:

*Students will identify ways to stay safe.

Materials:

*PowerPoint, handouts, scissors, pencils, wood craft sticks and/or straws.

Guiding Questions:

- *What are safe and unsafe secrets?
- *What are safe and unsafe touch?
- *Who is a safe adult you can talk to?
- *What are your rights as a child?
- *What should you do if you feel unsafe?

Session Details

- *Prepare the Safe and Unsafe signs in advance. Have one of each sign per student. Cut out the wooden sign and glue or staple a stiff straw or wood craft stick to the bottom like a handle. For beginning readers it may help to print the unsafe signs on red paper and the safe signs on green paper.
- *Show the PowerPoint and discuss each slide. When you get to the slide explaining the signs, pass them out (each student should get one safe and one unsafe sign). Explain to students that you will be going through some scenarios and they will hold up the sign that they think that scenario is showing either safe or unsafe behavior. For beginning readers, explain that the unsafe sign is red and has an X and the safe sign is green and has a check mark. Once you finish the PowerPoint, have students continue to practice recognizing safe and unsafe behaviors with the discussion cards and handouts. Then, have students complete the writing craft activity to display on a bulletin board or in the classroom.

Glue the toppers to the top of the page like this:

ASCA Standards Alignment:

- *Mindset: Sense of acceptance, respect, support and inclusion for self and others in the school environment. (M 2)
- *Behavior: Self-Management Skills: Responsibility for self and actions (B-SMS 1)
- *Behavior: Self-Management Skills: Personal Safety Skills (B-SMS 9)
- *Behavior: Social Skills: Advocacy skills for self and others and ability to assert self, when necessary. (B-SS 8)

SEL Competencies:


- *Social Awareness: Respect for others, perspective-taking.
- *Relationship Skills: Communication.
- *Responsible Decision-Making: Identifying problems, analyzing situations, solving problems, evaluating.



Safe Secrets

**Are fun, temporary,
and eventually
shared.**

**They usually
make
people
happy.**




Examples of Safe Secrets



Planning to do something nice for someone.



Where a person is hiding in a hide and seek game.



A Surprise Party.




Friendship secrets like who your crush is or inside jokes.



A gift you or someone is planning to give.

Unsafe Secrets

Make you feel scared, uncomfortable, or confused. They often involve someone getting hurt or doing something wrong.



Examples of Unsafe Secrets



Someone touches them inappropriately and asks them to keep it a secret.



Someone is doing something dangerous, like playing with fire or taking drugs, and asks them not to tell anyone.



Someone is being bullied and the bully tells them not to tell anyone.




Someone threatens them or someone else and tells them to keep it a secret.



Someone is being hurt, harmed, or neglected, and they are asked to keep it a secret.

Safe Touch


**Touches that
make a someone
feel safe,
cared for,
and
comfortable.**



Safe Touch Examples




Hugs




High Fives



A parent or guardian helping you to get clean.



Handshake



A doctor checking you for health reasons.



Holding hands

Unsafe Touch


Touches that make someone feel uncomfortable, scared, or confused. This includes any touch that is inappropriate, unwanted, or harmful.



Unsafe Touch Examples



Kicking



Punching



Pushing



**Someone
not
respecting
your body
boundaries.**



**Asking to see or
sending a picture
of private parts.**





**Someone
touching your
private parts
(swim suit
areas).**

Private Parts

**Parts of the body covered
by a swimsuit.**

**No one should touch your private
parts except to keep them clean
and healthy, such as during a bath
given by a parent or guardian (this
should decrease as you get older
and can keep clean yourself) or a
doctor's examination with a parent
present.**



Who are Safe Adults?

Trusted adults are people you can talk to if you ever feel uncomfortable or if someone touches you in a way that feels wrong. This could include parents, teachers, school counselors, social workers, police, or family friends.



**Parents, guardians,
and other trusted
family members.**

Teachers


**Police
Officers**

**School Counselors
or other school
staff members.**

Stranger Danger




A stranger is anyone you don't know well, even if you have seen the person before or they seem friendly looking.

Not all strangers are dangerous, but we have to assume they are until a safe adult tells us otherwise to stay safe.




Stranger Danger

Which of these people are strangers?




Stranger Danger


Which of these people are strangers?



ALL OF THEM ARE STRANGERS



BECAUSE YOU DO NOT KNOW THEM.



Danger Ranger Kid Rights

- You have the right to good nutrition, a safe place to live, health care, education, protection, and care.**
- You have the right to say NO if someone makes you uncomfortable or asks you to touch a private area, even if that someone is a kid, adult, friend, or family member. Your body belongs to you!**
- You have the right to keep yourself safe and tell a trusted adult if you don't feel safe.**
- You have the right to keep telling until someone listens and takes action.**




Use the “NO, GO, TELL” Rule:

No: Teach children to say “No” loudly and firmly if someone tries to touch them in an unsafe way.

Go: Encourage them to get away from the situation as quickly as possible.

Tell: Make sure they understand the importance of telling a trusted adult immediately about what happened.








Discussion Cards

Lucas' doctor checks him to make sure he is growing appropriately. His mom is in the room with him the whole time.



Safe or Unsafe?

Jasmine's neighbor asks her to keep a secret and not tell her parents.



Safe or Unsafe?

Your coach pats you on the back when you score a goal in soccer.



Safe or Unsafe?

Penelope's babysitter tells her she can't have dinner because she was naughty.



Safe or Unsafe?

Kai's older cousin wants to play a game involving removing their clothes.



Safe or Unsafe?

Your friend at school hits you when the teacher isn't looking.



Safe or Unsafe?

Discussion Cards

Your neighbor asks you to come over to their house alone.



Safe or Unsafe?

Jaxon's mom tells him he can't have dessert if he doesn't eat his vegetables.



Safe or Unsafe?

Xavier's uncle takes pictures of him when he is in his underwear.



Safe or Unsafe?

Your cousin punches you when you are playing because he lost the game.



Safe or Unsafe?

Jeffery's dad bathes his little brother and makes sure to wash his private parts.



Safe or Unsafe?

Stephanie's friend asks her to play a secret game that nobody else is allowed to know about.



Safe or Unsafe?

Discussion Cards

Aria's coach makes her feel uncomfortable by touching her back under her shirt during practice.



Safe or Unsafe?

Your coach gives you a ride home because your mom asked him to, and your mom told you about it.



Safe or Unsafe?

Penelope's uncle hits her when he is angry.



Safe or Unsafe?

Your older cousin tries to get you to look at inappropriate pictures online.



Safe or Unsafe?

Jasmine's neighbor offers to drive her home from school without telling her parents.



Safe or Unsafe?

Your babysitter gives you a goodnight hug after reading a bedtime story.



Safe or Unsafe?

Discussion Cards

Jasmine's neighbor offers to drive her home from school without telling her parents.



Safe or Unsafe?

Your best friend, Emily, tells you about being hit by her parents and asks for help.



Safe or Unsafe?

Your online friend asks for your home address to send you a gift.



Safe or Unsafe?

Xavier's mom takes away his video games as a punishment for bad behavior.



Safe or Unsafe?

Your coach asks you to change clothes in the locker room while he watches to make sure you are quick.



Safe or Unsafe?

Leilani's teacher asks the class to respect each other's personal space and to ask for permission before touching anyone.



Safe or Unsafe?

Danger Ranger Safety Practice

Color in your answer for each scenario.

Isaiah gets a friend request from someone he does not know on his gaming app.



Your classmate shares a link to a website with inappropriate content.



Your teacher asks if it is okay to hug you after you win a class competition.



Your friend tells you that hugging is a way to show love, even if you feel uncomfortable.



Danger Ranger

Safety Practice

Color in your answer for each scenario.

Elena's friend's dad asks her to sit on his lap when she visits their house.



Gabby's doctor asks if it is okay to examine her tummy while her mom is in the room.



Stephanie's older cousin makes fun of her weight and calls her names



Your friend tells you to download an app that your parents don't know about or don't let you normally use.



Danger Ranger

Safety Practice

Color in your answer for each scenario.

Mark is not sure if something is safe or not so he asks his mom about it.



Your friend's older brother wants you to play a game that involves keeping secrets from adults.



Mason's friend shares inappropriate videos on his phone and wants Mason to watch.



Daniel's older brother forces him to play a rough game even when he says no.



Danger Ranger

Safety Practice

Color in your answer for each scenario.

Lucas's friend tells him a secret about being touched inappropriately by an adult and asks him not to tell anyone.



Your cousin punches you when you are playing because he lost the game.





Your neighbor offers you candy if you will come inside their house.



Jeffery receives a message from someone he doesn't know, asking him to meet up at the park.







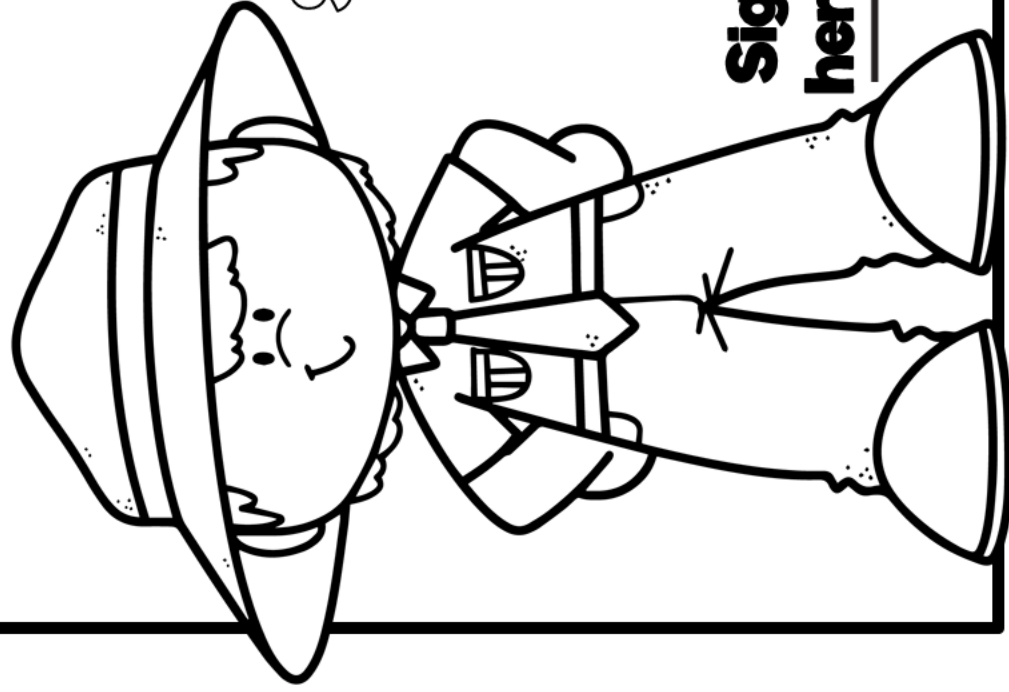
**I will be a
DANGER RANGER by:**

Handwriting practice lines consisting of solid top and bottom lines with a dashed middle line for letter height guidance. There are four sets of these lines.

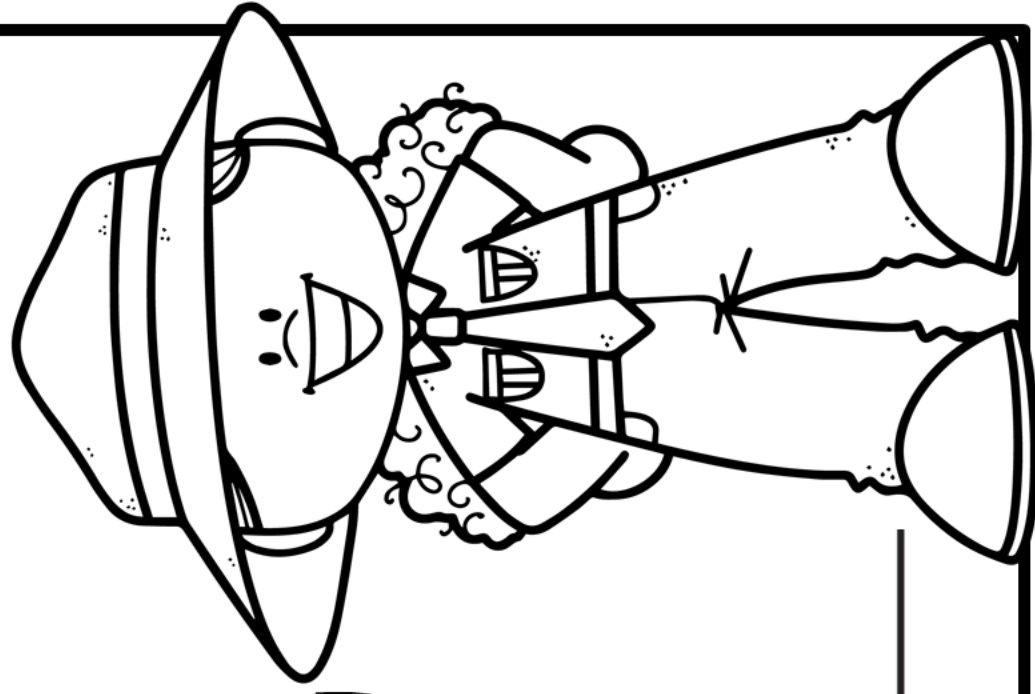
**I will be a
DANGER RANGER by:**

I know my Kid Rights!




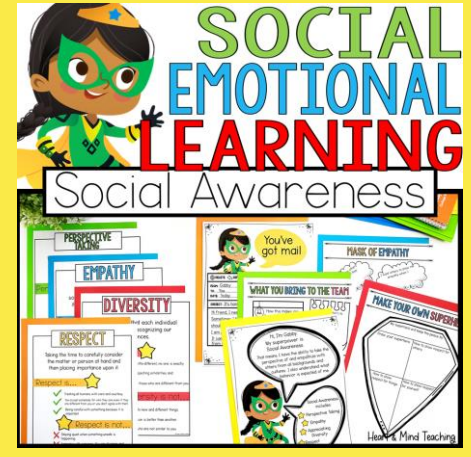


I pledge to
keep myself
and others
safe by being
a Danger
Ranger!



**Sign
here:** _____



CLICK ON THE PICTURES TO GET A CLOSER LOOK.



COUNSELOR
Collab
— with Laura & Ashley —



Would you like to spend less time browsing for resources and lesson planning, and more time serving students? Let Laura from [Music City Counselor](#) and Ashley from [Heart and Mind Teaching](#) do the work for you!

CLICK TO COLLAB

MEMBER Perks

- ♥ Data-driven resources by theme.
- ♥ \$35+ value of ready-to-use materials.
- ♥ Lessons, group curriculums, forms, & activities.
- ♥ Tier 1, 2, and 3 research-based resources.
- ♥ No contracts, cancel anytime.



THANK YOU

FOR SUPPORTING MY LITTLE SHOP.

Hi there! I'm Ashley- a School Counselor, curriculum developer, blogger, and mama to two young boys. I have a passion for creating fun and engaging resources for Counseling and Social Emotional Learning.

LET'S BE FRIENDS

Ashley

Access my
Freebie
Library



FOLLOW FOR EXCLUSIVE SAVINGS

New products are 50% off for 24hrs.

CLICK HERE

★ HOW CAN YOU EARN TPT CREDITS? When you leave feedback, TpT rewards you with credits that you can use toward future purchases.

ACCESS MY FREEBIE LIBRARY

Join my Newsletter to be informed of all future added freebies.

I WANT FREEBIES

TERMS OF USE

© Heart and Mind Teaching, 2024. All rights reserved. Purchase of this item entitles the purchaser the right to reproduce for classroom, personal, and google classroom use only. Use in multiple classrooms, requires the purchase of additional licenses. Redistribution or duplication of this product is strictly forbidden without the written permission of the publisher. Copying any part of this product and placing it on a publicly accessible website is strictly forbidden and is a violation of the Digital Millennium Copyright Act (DMCA). You may post this for single-classroom use on a password protected student site such as google classroom. **You may NOT post my products on any public, for-profit, or commercial websites or entities, such as Outschool.** Please do not sell or distribute any part of this as your own. Thank you for abiding by universally accepted codes of professional ethics while using this product.



If you have any questions or concerns please email me at:

heartandmindteaching@gmail.com

CREDITS

